

Data sheet | Item number: 744-303

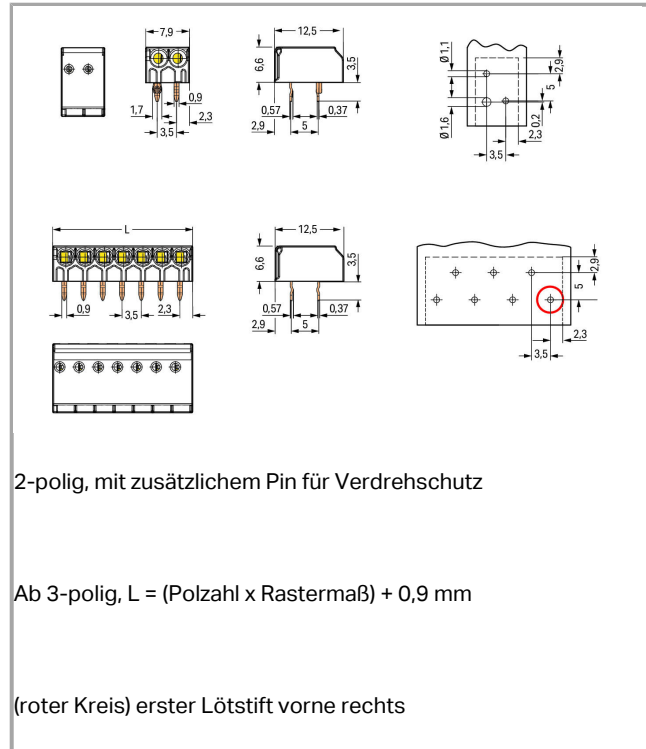
PCB terminal block; 1.5 mm²; Pin spacing 3.5 mm; 3-pole; PUSH WIRE®

www.wago.com/744-303



RoHS Compliant

Color:



Item description

- PCB terminal blocks with PUSH WIRE® connection
- Push-in termination of solid conductors – low insertion forces
- Just 6.6 mm tall
- Conductor removal via disconnection tool or by twist and pull

Data

Electrical data

Ratings per IEC/EN 60664-1

Rated voltage (III / 3)	250 V
Rated impulse voltage (III / 3)	4 kV
Rated voltage (III / 2)	320 V
Rated impulse voltage (III / 2)	4 kV
Rated voltage (II / 2)	630 V
Rated impulse voltage (II / 2)	4 kV



Rated current	2 A
---------------	-----

Approvals per UL 1059

Rated voltage UL (Use Group B)	300 V
Rated current UL (Use Group B)	6 A
Rated voltage UL (Use Group D)	300 V

Connection data

Connection technology	PUSH WIRE®
Actuation type	Operating tool
Solid conductor	0.5 ... 1.5 mm ² / 20 ... 16 AWG
Strip length	8 ... 9 mm / 0.31 ... 0.35 inch
Conductor entry angle to the PCB	0°
No. of poles	3
Total number of connection points	3
Total number of potentials	3
Number of connection types	1
Number of levels	1
Leiterquerschnitte eindrätig	0.5 mm ²

Geometrical Data

Pin spacing	3.5 mm / 0.138 inch
Width	11.4 mm / 0.449 inch
Height	10.1 mm / 0.398 inch
Height from the surface	6.6 mm / 0.26 inch
Depth	12.5 mm / 0.492 inch
Solder pin length	3.5 mm
Solder pin dimensions	0.35 x 0.9 mm
Drilled hole diameter (tolerance)	1.1 ^(-0,1) mm

PCB contact

PCB contact	THT
Solder pin arrangement	over the entire terminal strip, staggered
Number of solder pins per potential	1

Material Data

Color	white
Material group	I
Insulating material	Polyamide 66 (PA 66)

Flammability class per UL94	V0
Clamping spring material	Chrome nickel spring steel (CrNi)
Contact material	Copper alloy
Contact plating	tin-plated
Fire load	0 MJ
Weight	0.88 g

Environmental Requirements

Limit temperature range	-60 ... +105 °C
-------------------------	-----------------

Commercial data



Country of origin	CH
GTIN	4055143300520

Approvals / Certificates

Ex-Approvals

Logo	Approval	Additional Approval Text	Certificate name
	IECEX DEKRA EXAM GmbH	-	2226904.01-AOC

UL-Approvals

Logo	Approval	Additional Approval Text	Certificate name
	UL UL International Germany GmbH	UL 1059	E45172 Sec. 53
	UL UL International Germany GmbH	UL 1059	E45172 Sec. 53

Compatible products

tools

	Item no.: 206-841 Disconnection tool; suitable for 744 Series	www.wago.com/206-841
--	--	--

Downloads

Documentation

Additional Information



Technical explanations

Apr 3, 2019

pdf
3.6 MB

[Download](#)

CAD files

CAD data

3D Download 744-303

[URL](#)

[Download](#)

Subject to changes.

WAGO Corporation
Germantown, WI 53022
Phone: 1-800-DIN-RAIL (346-7245) | Fax: (262) 255-6222
Email: info.us@wago.com | Web: www.wago.com

Do you have any questions about our products?
We are always happy to take your call at {0}.