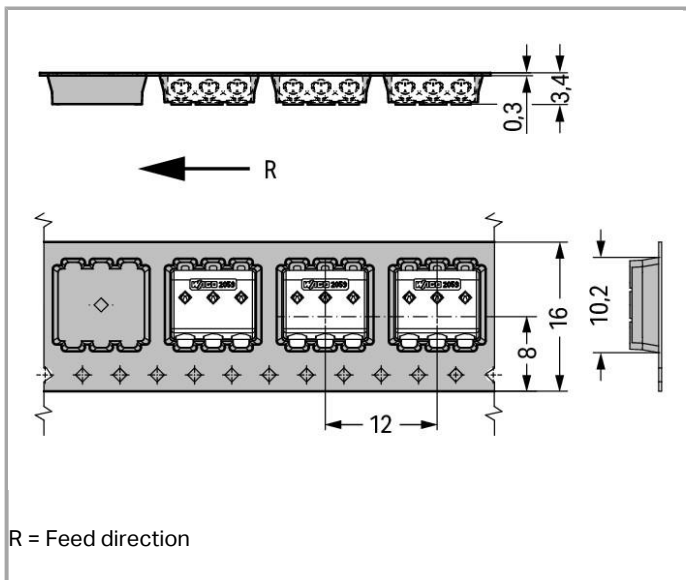
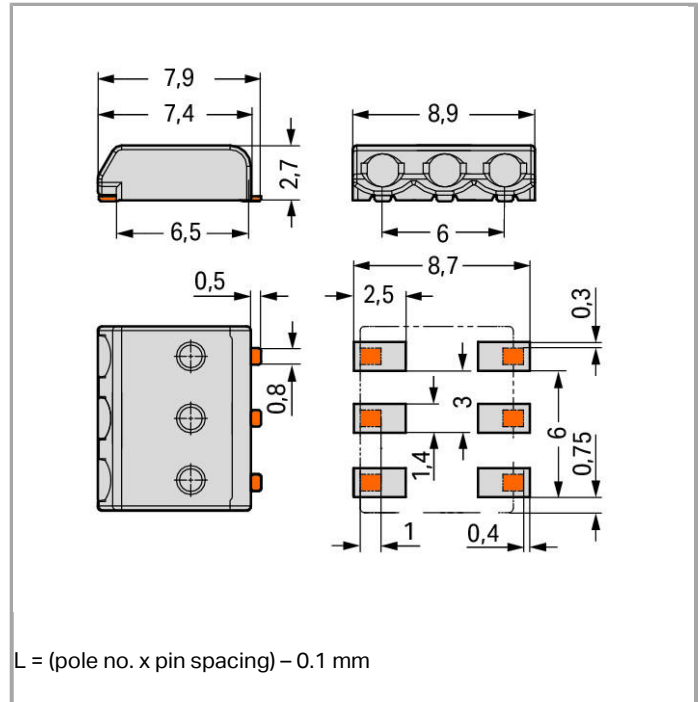



# Data sheet | Item number: 2059-303/998-403

SMD PCB terminal block; 0.5 mm<sup>2</sup>; Pin spacing 3 mm; 3-pole; PUSH WIRE®; in tape-and-reel packaging



[www.wago.com/2059-303\\_998-403](http://www.wago.com/2059-303_998-403)



## Item description

- SMD PCB terminal blocks with PUSH WIRE® connection technology
- Push-in termination of solid conductors
- Easy conductor removal, e.g., via operating tool



- Just 2.7 mm tall
- Assemble terminal blocks without pole loss
- Available in tape-and-reel packaging for automated assembly

**Note:**

## Application note:

Suitable for lead-free, reflow-soldering profiles per DIN EN 61760-1 and IEC 60068-2-58 up to max. 260 °C peak temperature. Due to customer-specific variables (e.g., component configuration and orientation, type of soldering machine, solder paste), trial runs are recommended to ensure product and process compatibility under actual manufacturing conditions.

**Recommendation:**

Recommendation for SMD stencil:

Material thickness, 150 µm. Pattern layout identical to solder pad layout.

**Data****Electrical data****Ratings per IEC/EN 60664-1**

Rated voltage (III / 3)	63 V
Rated impulse voltage (III / 3)	2.5 kV
Rated voltage (III / 2)	160 V
Rated impulse voltage (III / 2)	2.5 kV
Rated voltage (II / 2)	320 V
Rated impulse voltage (II / 2)	2.5 kV
Rated current	3 A
Legend (ratings)	(III / 2) ≙ Overvoltage category III / Pollution degree 2

**Connection data**

Connection technology	PUSH WIRE®
Actuation type	Operating tool
Solid conductor	0.14 ... 0.34 mm <sup>2</sup> / 26 ... 22 AWG
Strip length	4 ... 5.5 mm / 0.16 ... 0.22 Inch
Conductor entry angle to the PCB	0°
Solid conductor (2)	0.5 mm <sup>2</sup> / 20 AWG
Strip length (2)	6 ... 7.5 mm / 0.24 ... 0.3 Inch
No. of poles	3
Number of levels	1
Total number of connection points	3
Total number of potentials	3

Number of connection types	1
----------------------------	---

### Geometrical Data

Pin spacing	3 mm (0.118 inch)
Width	8.9 mm / 0.35 inch
Height	2.7 mm / 0.106 inch
Depth	7.9 mm / 0.311 inch
Reel diameter of tape-and-reel packaging	330 mm
Tape width	16 mm

### PCB contact

PCB contact	SMD
-------------	-----

### Material Data

Color	white
Material group	I
Insulating material	Polyphthalamide (PPA GF)
Flammability class per UL94	V0
Contact material	Copper alloy
Contact plating	tin-plated
Weight	0.244 g

### Environmental Requirements


Limit temperature range	-60 ... +105 °C
-------------------------	-----------------

### Commercial data

Country of origin	CH
GTIN	4055143082693
Product Group	33 (Printed Circuit)

### Approvals / Certificates



#### Country specific Approvals

Logo	Approval	Certificate name
	CCA DEKRA Certification B.V.	2184363.01
	CCA DEKRA Certification B.V.	NTR NL-7428



## Compatible products

### tools

	<b>Item no.: 2059-189</b> Operating tool; for 2059 Series SMD PCB Terminal Blocks; of insulating material	<a href="http://www.wago.com/2059-189">www.wago.com/2059-189</a>
	<b>Item no.: 206-859</b> Operating tool; for 2060 Series SMD Terminal Blocks	<a href="http://www.wago.com/206-859">www.wago.com/206-859</a>

## Downloads

### CAD files

#### PCB libraries

EAGLE Library for WAGO PCB Terminal Blocks Compatible with EAGLE PCB Design Software Version 6.x or higher	2.1 Nov 17, 2017	ZIP 23.9 MB	Download
DesignSpark Library for WAGO PCB Terminal Blocks Compatible with DesignSpark PCB Version 4.x or higher	2.1 Oct 6, 2014	ZIP 22.5 MB	Download
TARGET Library for WAGO PCB Terminal Blocks Compatible with TARGET PCB Design Software Version 17.x	1.1.0 Oct 6, 2014	ZIP 27.1 MB	Download

Subject to changes.

WAGO Corporation  
Germantown, WI 53022  
32423 Minden  
Phone: +49571 887-0 | Fax: (262) 255-6222  
Email: [info.us@wago.com](mailto:info.us@wago.com) | Web: [www.wago.com](http://www.wago.com)

Do you have any questions about our products?  
We are always happy to take your call at {0}.